

TALK OF TOWN

THE PUJARI FLOOR OPENING



FEBRUARY 2020

TOVP TEAM

An exclusive report on achieving a major milestone

THE EVENT

THE PREPERATIONS

THE PROCESS



PRESENTED BY
TOVP ARCHITECTURE DEPARTMENT

DATED FOR- 11.03.2020

FROM THE HEAD ARCHITECT'S DESK

The strength of the team is an individual team member, and the strength of each individual member is the team.

The way people live and operate in an enclosure is facilitated by its architecture. The Pujari floor being so complex and unique in nature was envisioned to be a unique weave of varied facilities.

Stitched together by aesthetic motifs of ceiling and flooring geometries it lends itself to the journey of the user from one space to another. The array is further punctuated by sturdy sandstones and breathed by intricately carved jali railings - a reminder of the macro cosm and Ultimate Creator.

...All this to serve the servants of the servants of the Lord."

Ar.Varsha Sharma
Vilasini dd

***"Everything that can be
imagined is Real !"***
-Pablo Picasso



PROLOUGE

BACK TO BASICS....



An architecture precedent study can aid your design process from concept to final design. It is necessary to understand a particular space and the user requirements before actually conceptualizing and designing the area. We followed the very same method to design the Pujari Floor. We studied the pattern and exemplified the existing Pujari Area, drew our guidelines and conclusions from them, and eventually applied all of the research into a built form.



WELCOME

The ceremony



CHAIN OF PROCESS

- Vision
- Concept
- 3D
- Approval



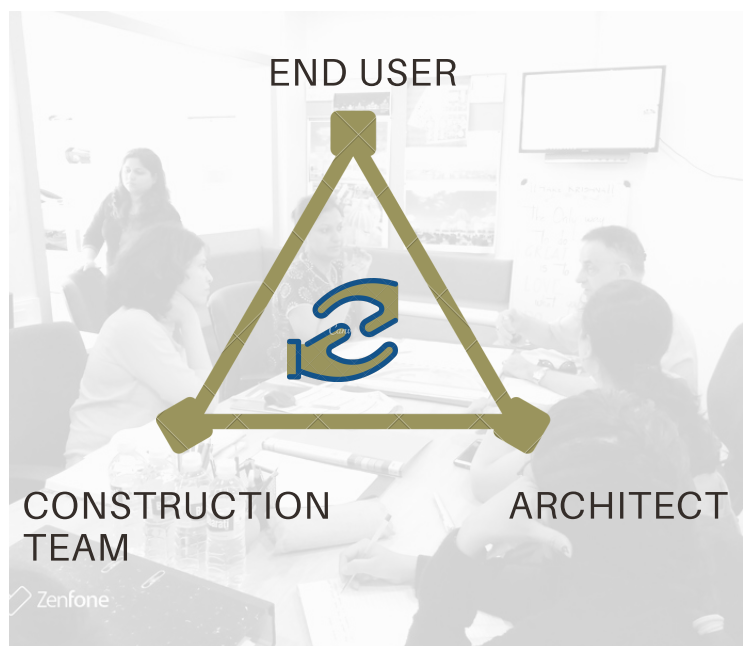
**Holding the
Vision,
Trusting the
Process**

The vision is manifested by the head Pujaris - Jananivas Prabhu and Pankajhangri Prabhu , post which there are a series of discussions and conversations amongst the design team to come up with a concept. The design is further divided into various packages like flooring, evacuations, furniture, CCTV,skirting, signages etc.

1.

COMMUNICATION

That, what makes the team strong



Building effective teams is really all about how those team members communicate and collaborate together. By implementing effective strategies, such as regular virtual meetings, work tracking and updates, to boost communication helps us go a long way toward building effective teams. This, in turn, will improve morale and effective work execution

2.

QUALITY CHECK AND TIME MANAGEMENT

That, what makes the work strong

Quality assessment is ultimately about processes. Good sustainable design can be achieved with strong understanding of guidelines, checklists and a rigorous review process involving specialists in this field, This will lead to the structure durability and retain its aesthetics as well.





3.

RESEARCH

That, what makes the design strong

Project-focused research

A project like this requires lot of inferences and parallels drawn from similar projects. This helps us to attain knowledge and light on various materials and methods of construction that leads to a successful execution on the Temple.



The advancement of architecture and the promotion of the acquirement of the knowledge of the various arts and sciences connected therewith.

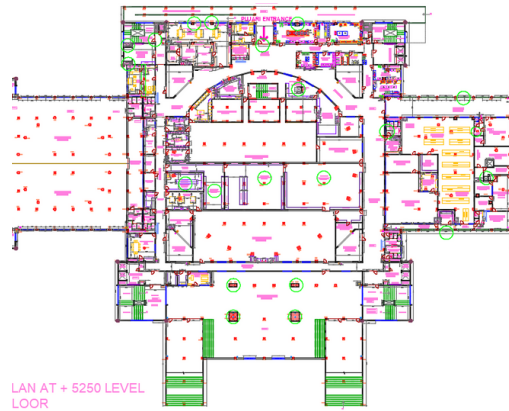


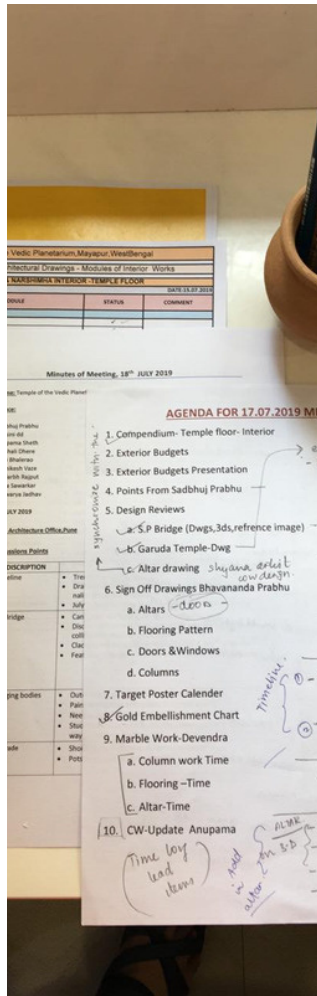

4.

ON THE DESK

The start of the design

The Total Number

500




LAN AT + 5250 LEVEL
LOOR



| LEVEL 1 | | | |
|---------|--------------------------------|--------|---|
| 1 | MST-Staircase-2 Rear Left Side | | Public /Service |
| 2 | Electric Room | | Service |
| 3 | Reception | 20 Nos | Guest Discussions & Counselling |
| 4 | Lounge Area | 30 Nos | Guest Discussions & Counselling |
| 4 | Ventilation Shaft 01 | | AHU units & service area |
| 5 | Passage near Ladies toilet | | Movement of Pujaris |
| 6 | Store room | | Storage of Needles,threads,Flower accessories |
| 7 | Cold Room | | Storage of Flowers |
| 8 | Guru parampharmalia Dresses | 5 Nos | Choosing & Matching of Dress & Jewellery |
| 9 | Service Duct-03 | | Plumbing lines |
| 10 | Service Duct-04 | | Plumbing lines |
| 11 | Gents Toilet | | |
| 12 | Ladies Toilet | | |

DESIGN DELIBERATION

The start of the design



The arrangements and planning of the spaces on the pujari floor are made keeping in mind the natural circumstances. That is why the the high activity zones- marked in red are places in planned in the periphery of the building, where there is scope of maximum natural light and ventilation. Furthermore, the storage spaces - marked in grey are placed centrally, for ease of accessibility. The yellow corridors are for fire evacuations while the chunk of space marked in blue is for the public , places right at the entrance.



ROAD LEADING TO THE MILESTONE

The Philosophy

As a whole, the building is so large, it challenges nature and its elements. However, this was essential in order to make a statement to the followers and the world. Thus the arrangement of rooms inside the Pujari Floor have been made to reciprocate with the nature. E.G. Within the Pujari floor, the architects have taken into consideration to keep activities like sewing, garland making etc. as close to natural light and ventilation as it could be.

The Customisation


The Design Brief for the Pujari floor is customized to the t. . To design these rooms and to make them more user friendly, considering the curated activities going on simultaneously on the floor, the user group was interviewed individually which helped attain precision in design. The interviewee included the cooks, garland makers, amongst others.

The Service

There is no greater satisfaction than serving The Lord. Thus designing spaces for the servants of The Lord is an honourable service in itself. The team is truly honoured and elated on the successful achievement of yet another milestone.

PICTORIAL

The end product





**H.G.PANKAJANGHRI
PRABHU**

IN CONVERSATION

1. One of the most anticipated days was finally celebrated. How do you like the final output that is up front for the Pujari team?

The Pujari areas are more than I could have dreamt of. They are very spacious, bright and extremely opulent. The space is almost lavish, considering they're just working areas. After seeing this, I just cannot imagine how the temple floor will be after completion. It will certainly be something very extraordinary.

2. How was our experience briefing the architects through the Pujari floor and its designs?

It was quite an experience preparing for the Pujari floor opening and putting hundreds of hours together, which is not really in my nature ! We just saw the space that we had, and how much we wanted to increase it. I tried to keep the most essential spaces, i.e. the spaces that will be used the most close to the deity room. And once the spaces were designated , I took everyone concerned, with that particular area, and asked each one how they would like it, because they are the ones on the ground, actually doing the work. The Engineers and Architects also gave some advice. In the future we might find something that we forgot or something that could have been done in a better way but as people started using the space, they were all speechless and the floor is incredible. That's all they had to say!

IN CONVERSATION

3. What is most integral to the service of the Pujaris?

The most integral space for the Pujaris to worship the deities will be the Arcana paraphernalia room , the kitchen and the dress room.

4. Is there a word you want to give out to the people, regarding the temple and what it attributes?

The ToVP will certainly be a landmark in West Bengal, it is not a traditional Indian style Temple, nor can one call it an international building. It has a otherworldly feel about it . It is beautiful, majestic, and brash. All credit goes to the Architects and Engineers to construct such a complex building. Within the structure, there's a floating temple 12 meters above ground level and one of the biggest domes in the world. And the great message of the Vedic paradigm, view of life will spread to all the corners of the world and cause the whole of modern civilization to re-evaluate the propose of existence.



H.G.PANKAJANGHRI
PRABHU